



JANUARY							FEBRUARY							MARCH							APRIL							MAY							JUNE						
MON	TUE	WED	THU	FRI	SAT	SUN	MON	TUE	WED	THU	FRI	SAT	SUN	MON	TUE	WED	THU	FRI	SAT	SUN	MON	TUE	WED	THU	FRI	SAT	SUN	MON	TUE	WED	THU	FRI	SAT	SUN	MON	TUE	WED	THU	FRI	SAT	SUN
				1	2	3	1	2	3	4	5	6	7	1	2	3	4	5	6	7				1	2	3	4	31					1	2		1	2	3	4	5	6
4	5	6	7	8	9	10	8	9	10	11	12	13	14	8	9	10	11	12	13	14	5	6	7	8	9	10	11	3	4	5	6	7	8	9	7	8	9	10	11	12	13
11	12	13	14	15	16	17	15	16	17	18	19	20	21	15	16	17	18	19	20	21	12	13	14	15	16	17	18	10	11	12	13	14	15	16	14	15	16	17	18	19	20
18	19	20	21	22	23	24	22	23	24	25	26	27	28	22	23	24	25	26	27	28	19	20	21	22	23	24	25	17	18	19	20	21	22	23	21	22	23	24	25	26	27
25	26	27	28	29	30	31								29	30	31				26	27	28	29	30			24	25	26	27	28	29	30	28	29	30					

JULY							AUGUST							SEPTEMBER							OCTOBER							NOVEMBER							DECEMBER							
MON	TUE	WED	THU	FRI	SAT	SUN	MON	TUE	WED	THU	FRI	SAT	SUN	MON	TUE	WED	THU	FRI	SAT	SUN	MON	TUE	WED	THU	FRI	SAT	SUN	MON	TUE	WED	THU	FRI	SAT	SUN	MON	TUE	WED	THU	FRI	SAT	SUN	
			1	2	3	4	30	31					1			1	2	3	4	5					1	2	3	1	2	3	4	5	6	7				1	2	3	4	5
5	6	7	8	9	10	11	2	3	4	5	6	7	8	6	7	8	9	10	11	12	4	5	6	7	8	9	10	8	9	10	11	12	13	14	6	7	8	9	10	11	12	
12	13	14	15	16	17	18	9	10	11	12	13	14	15	13	14	15	16	17	18	19	11	12	13	14	15	16	17	15	16	17	18	19	20	21	13	14	15	16	17	18	19	
19	20	21	22	23	24	25	16	17	18	19	20	21	22	20	21	22	23	24	25	26	18	19	20	21	22	23	24	22	23	24	25	26	27	28	20	21	22	23	24	25	26	
26	27	28	29	30	31		23	24	25	26	27	28	29	27	28	29	30			25	26	27	28	29	30	31	29	30						27	28	29	30	31				


SUMMARY OF COMMUNITY SERVICES EXTENDED BY SACHET (1999-2020)*




1,282,865
Number of patients received primary healthcare services



23,286
women received ante-natal and post-natal care




50,722
clients received Family Planning Services



33,749
patients treated in medical camps




10,011
girls/women received vocational trainings



5,395
youth (girls and boys) received computer training




10,500
youth joined advocacy campaigns on VAW including dowry violence



429,649
Patients who received health education

SDG GOAL NO. 3
ENSURE HEALTHY LIVES AND PROMOTE WELLBEING FOR ALL AT ALL AGES.

Providing primary health care services to under-served communities through Health Programs of SACHET. SACHET is playing its role in reducing the global maternal mortality ratio to less than 70 per 1000. SACHET contributes to end AIDS, tuberculosis, malaria and neglected tropical diseases and combat hepatitis, water-borne diseases and other communicable diseases.



SDG GOAL NO. 4
ENSURE INCLUSIVE AND EQUITABLE QUALITY EDUCATION AND PROMOTE LIFELONG LEARNING OPPORTUNITIES FOR ALL.

Promoting quality education and impart skills through Education & Training Programs of SACHET. SACHET is playing its part to achieve SDG 4 in a way to ensure equal access for all women and men to affordable and quality technical, vocational and tertiary education.



SDG GOAL NO. 5
ACHIEVE GENDER EQUALITY AND EMPOWER ALL WOMEN AND GIRLS

Result oriented advocacy on communal issues through Advocacy & Awareness Programs of SACHET. Gender is cross cutting in all programs of SACHET-Pakistan.



SDG GOAL NO. 8
PROMOTE SUSTAINED, INCLUSIVE AND SUSTAINABLE ECONOMIC GROWTH, FULL AND PRODUCTIVE EMPLOYMENT AND DECENT WORK FOR ALL.

Imparting employable skills through Poverty alleviation cum Income Generation Programs of SACHET. SACHET is contributing substantially to reduce the proportion of youth not in employment by promoting education or training, so as to achieve full and productive employment and decent work for all women and men.

